



A·W·EMPIRE

— EST. 2004 —

***Unlock Bigger Commissions:
The Secret Sauce To Using
A.W. Empire's Promo Tools Like A Pro***

Unlock Bigger Commissions: The Secret Sauce To Using A.W. Empire's Promo Tools Like A Pro

Are you using your A.W. Empire tools strategically, or just slapping links wherever you can?

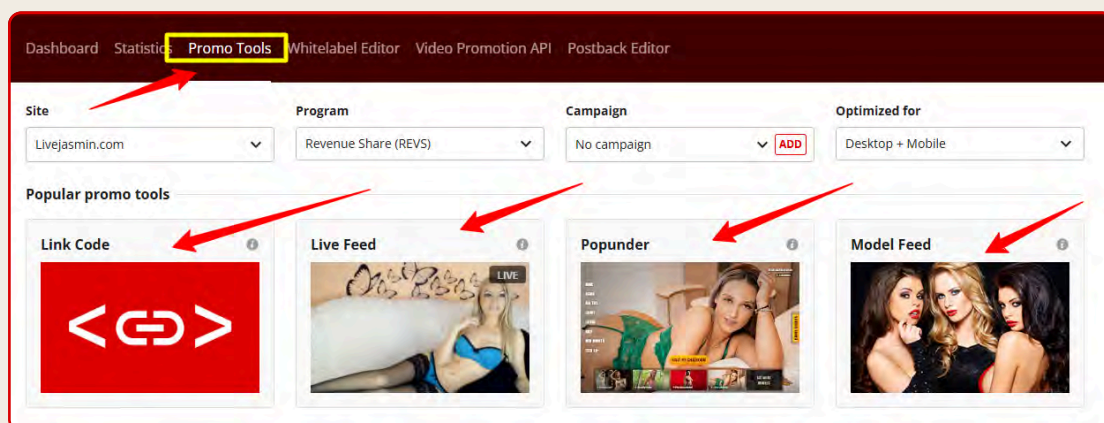
If you're serious about making real affiliate income, it's time to take a smarter approach. In this guide, we'll break down the most effective A.W. Empire promo tools, show you where to use them, and share a few pro tips that top affiliates use to boost their revenue.

Let's turn your traffic into serious commissions.

What Are Promo Tools (And Why Should You Care)?

Promo tools are your money-makers. These are the links, feeds, popunders, and creatives that connect your traffic to A.W. Empire offers (LiveJasmin, Oranum and Cuties.ai). The way you use them can make or break your conversion rate.

All tools are available inside your dashboard:



Go to your dashboard

Set them up once - and let them work for you 24/7.

Best-Converting Promo Tools & Where To Use Them

Let's take a closer look at the top tools, and which traffic sources bring the best results.

1. Link Code (Text Ads + Deep Linking)

Why it converts:

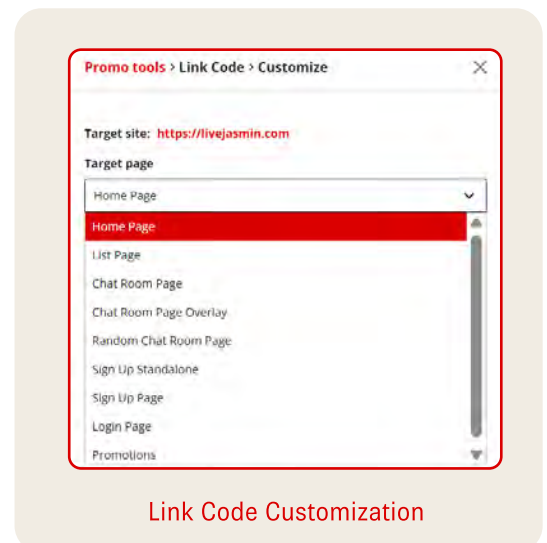
Link Code is ideal for integrating text-based links across your site — like in content, tabs, banners, or CTA buttons. It offers deep linking to highly targeted landing pages based on category, performer, or action.

Perfect for:

- Text-based ads (tab links, inline CTAs, anchor text)
- SEO and content-driven websites
- Blog-style reviews or cam niche pages

Key features:

- Multiple landing page options:
 - Homepage
 - Specific Model Chat Room
 - List Page
 - (add categories and subcategories)
 - Sign-Up or Login page
 - Random Chat Room
 - Chat Room with Overlay



Pro Tip:

Always run at least 2 different Link Codes per spot to A/B test different landing pages. Rotate them and see which one brings better engagement and conversions.

How to Choose the Right Landing Page

Choosing the landing page depends on where your user is coming from and what they're expecting to see.

Here are some quick ideas:

Traffic Source/Placement	Recommended Landing Page
Live cam tab or video section	Homepage or Chat Room
"Watch Now" style call-to-action	Chat Room or Random Model Room
Category-focused content (e.g. MILFs)	Filtered Category List Page
New visitor / broad reach	Homepage or Sign-Up Page
Logged-in/repeat user	Login Page or Specific Model

Make sure your landing page matches the intent of the user - relevance is key to conversion.

2. Live Feed Widgets

Why it converts:

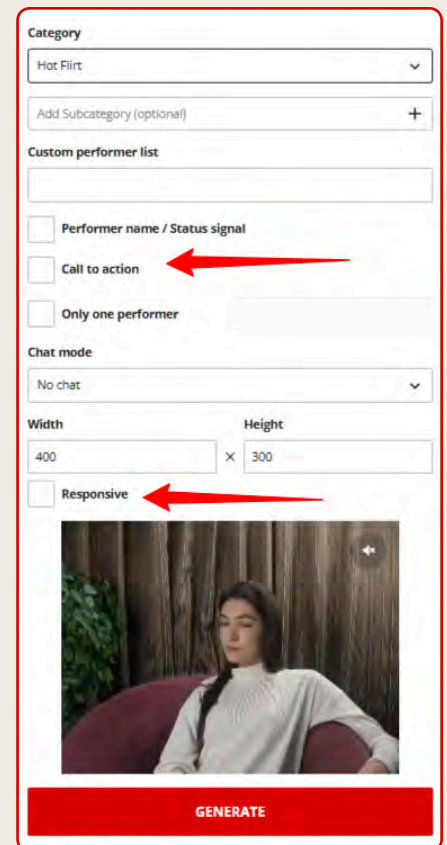
It places a real-time model stream directly on your site, making it feel like the action is already happening. Super visual. Super clickable.

Perfect for:

- Blog posts
- CTA landers
- Members Area
- Perfect for Promoting One performer only

What you can customize:

- Model categories or individual performers names
- Widget size and layout
- Chat visibility
- CTA overlays and performer status



Live Feed Widget Customization

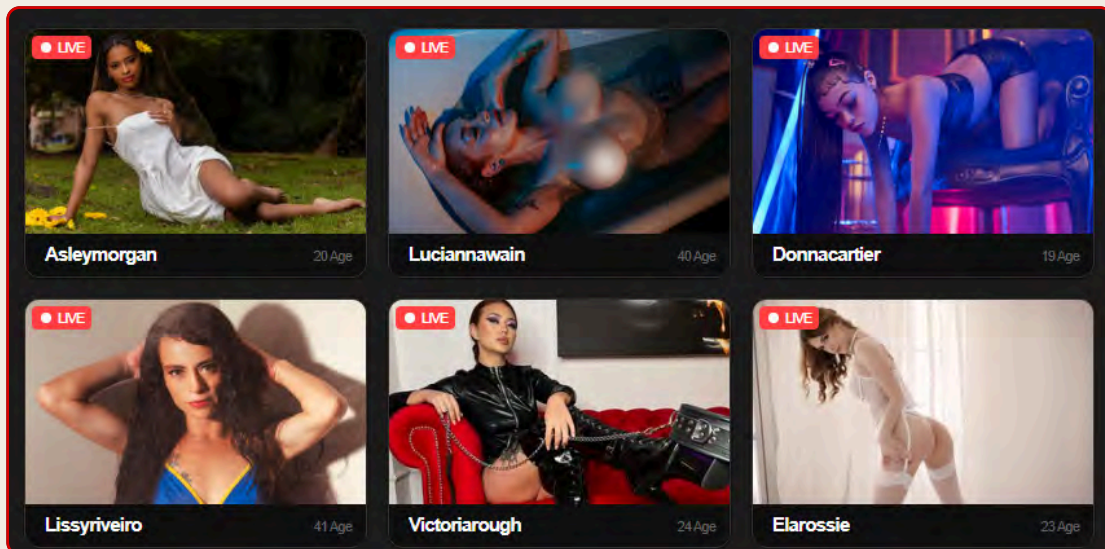
Pro Tip:

Use a strong visual CTA like “Watch Her Live” below the feed to boost CTR.

3. Model Feed (Organic Integration + Full Control)

Why it converts:

Model Feed delivers a dynamic gallery of live cam Models images,, always updated in real-time. It blends seamlessly into your site - looking just like native content - but with full monetization behind it.



Model Feed Promo Tool

Perfect for:

- Tube sites (looks organic and blends into content)
- Sidebars, footers, or between-video placements
- Pre-lander pages or teaser grids
- Visual-heavy review or blog pages

Why affiliates love it:

- Looks 100% native - like part of your content
- Automatically updates with live model thumbnails
- Code available in XML and JSON
- Fully customizable (size, layout, categories)

Pro Tip:

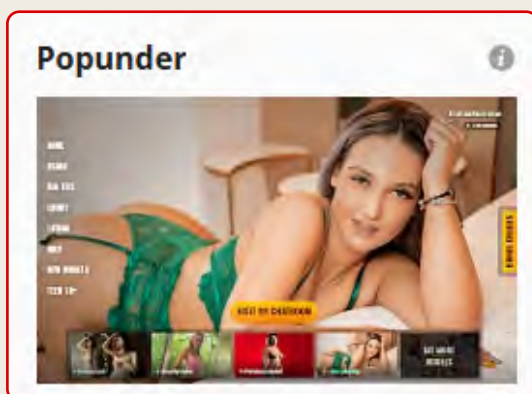
You can even build a pre-site using the Model Feed tool - a great way to warm up users before sending them to the main offer.

4. Popunder & Dynamic Popunder

Popunder is a powerful way to grab attention by showing a landing page in a new tab behind the user's current browser.


Standard Popunder

Opens a static landing page



Dynamic Popunder:

Uses backend optimization to automatically deliver the best-converting creatives



Perfect for:

- Pop traffic networks
- Redirect and push campaigns
- Large-scale traffic campaigns

Why Dynamic Popunder is better:

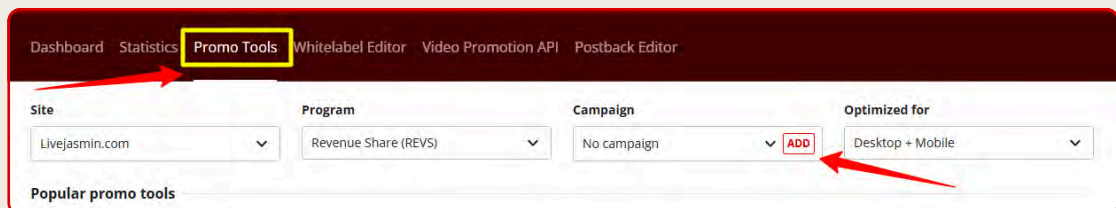
- No need to test creatives manually - we do that for you
- Adjusts in real time based on product performance
- Better ROI with less effort

Pro Tip:

Test both Popunder versions using Campaign IDs - and let data decide the winner.

Organize Your Campaigns Like A Pro

Don't just throw up links - organize them properly using Campaign Names in the Promo Tools menu.



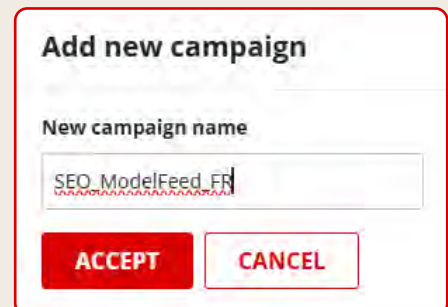
Campaign Name Tab

Use naming structures like:

- SEO_ModelFeed_FR
- TubeSite_Popunder_US
- TextAd_LPtest_Aug25

This helps you:

- Track performance by traffic source
- Compare landing pages and formats
- Optimize faster with clean reporting



Campaign Name Example

Keep Your Links Fresh (Seriously)

From time to time, our tool domains may change - for example, due to adblocker restrictions or platform updates.

- We notify you via newsletters and News Feed in the Affiliate Dashboard, once you log in
- Or you can simply re-generate your tool in the dashboard

Quick Dos & Don'ts

✓ Do:

- Use official tools from your dashboard
- Add your subAffId for tracking
- A/B test different landing pages
- Update tools periodically for best performance

✗ Don't:

- Modify the tool code (except subAffId)
- Email traffic allowed only under certain conditions (ask your manager)
- Use Link Codes for Popunders
- Use tools on non-adult or restricted content
- Promote via email traffic (not allowed)
- Spam links via messaging apps or social groups

Need Help Or Custom Advice?

Want help choosing the right tool for your site? Need a workaround or extra customization?

Reach out to us anytime at:

webmaster@awempire.com

We're here to support you!

Final Thoughts

If you want to earn more, start promoting smarter. A.W. Empire's tools are designed to convert -but only if you use them right.

- Match the tool to your traffic
- Test multiple landing pages
- Track everything with Campaign IDs
- Keep your links up-to-date

Start using Model Feeds, Live Feeds, Link Codes, and Dynamic Popunders today - and watch your revenue grow.

Let's make those clicks count.